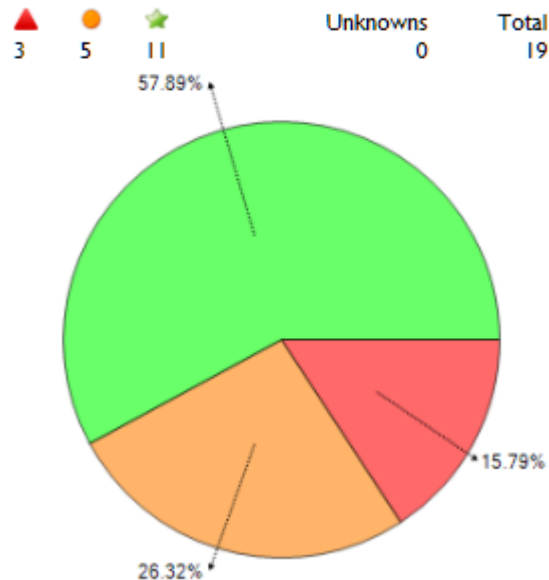


Children and Young People Services

Performance Pie Chart



Head of Service Comments

Overall for Children's Services 57.89% of the performance measures are green. Given during the year there have been a broad range of challenges experienced across the service this should be seen as a reasonable outcome. The majority of staff have moved and many have moved twice, the introduction of WCCIS has been demanding and for many staff time consuming. In addition the rate of referrals has increased and there is a growing degree of complexity. The number of children being overseen by the family court has doubled which places significant pressure on staff. There continue to be issues with bench marking and with measures set post SSWA which are out of the control of the service.

Nine measures have shown improvement against the previous period. Three of the amber measures are showing an improvement on the previous period. The five amber measures are all within 2% of the targets set.

CYP26 is a red measure which was set post SSWA. It is recognised as a measure with a number of elements out of the control of the LA and for this reason has been difficult to set. In the coming year a target which more recognises that fact will be set

CYP29b is a measure which changes each year as the cohort changes. It can also shift during the year as actual children in care move in and out. There has been significant work undertaken this year to better identify the children who require educational support throughout their time in care.

CYP30 has been highlighted as a measure which needs revision as children may well have seen a dentist just before becoming looked after or indeed may have left care before a dental appointment is sourced.

















Measure	Actual YTD	Target YTD	Target	DoT	Comments
CYP/30 % of children seen by a dentist within 3 months of becoming looked after (SSPM) (M)	12.70%	40.00%	▲	✖	This measure has been highlighted as needing revision as children may well have seen a dentist just before becoming looked after or indeed may have left care before a dental appointment is sourced.
CYP/29b % of children achieving the core subject indicator at key stage 4 (SSPM) (A)	3.30%	5.00%	▲	✖	The cohort for this measure changes each year. It can also shift during the year as actual children in care move in and out. There has been significant work undertaken this year to better identify the children who require educational support throughout their time in care.
CYP/26 % of looked after children returned home from care (SSPM) (M)	10.10%	13.00%	▲	✖	This measure was set post SSWA. It is recognised as a measure with a number of elements out the control of the LA and for this reason has been difficult to set. In the coming year a target which more recognises that fact will be set.
CYP/32 SCC/002 % of looked after children who have had 1 or more changes of school (M) (SSPM, SP)	12.70%	12.00%	●	✔	
CYP/33 PAM/029 % of looked after children who have had 3 or more placements (M) (SSPM, PAM, SP)	9.50%	9.00%	●	✔	
CYP/25 % of children supported to remain living within their family (SSPM) (M)	63.70%	65.00%	●	✖	

Key for measure RAG status






- ★ Green star - on target
- Amber circle - slightly short of target (15% tolerance)
- ▲ Red triangle - off target (over 15% away)
- ❓ Data missing/ not available
- ! No target set

Direction of Travel - DoT




- ✔ Green tick - performance has improved
- ✖ Red cross - performance has declined
- performance remains the same
- up arrows indicate that high values are better
- down arrows indicate low values are better

Measure	Actual YTD	Target YTD	Target	DoT	Comments
CYP/34a Care leavers who are in education, training or employment at 12 months (SSPM) (M)	44.40%	45.00%			
CYP/29a % of children achieving the core subject indicator at key stage 2 (SSPM) (A)	59.40%	60.00%			
CYP/34b Care leavers who are in education, training or employment at 24 months (SSPM) (M)	45.70%	45.00%			
CYP/24 PAM/028 % of assessments completed for children within statutory timescales (SSPM, PAM) (M)	91.50%	90.00%			
CYP/31 % of children looked after who were registered with a GP within 10 working days (SSPM) (M)	91.90%	90.00%			
YJ/L/13 Number of first time entrants into youth justice system (M) (IP8)	76	79			
CYP/35 % of care leavers who have experienced homelessness during the year (SSPM) (M)	8.50%	10.00%			
CYP/28 The average length of time for all children who were on the CPR during the year (SSPM) (M)	253.4	300			

Key for measure RAG status

-  Green star - on target
-  Amber circle - slightly short of target (15% tolerance)
-  Red triangle - off target (over 15% away)
-  Data missing/ not available
-  No target set

Direction of Travel - DoT

-  Green tick - performance has improved
-  Red cross - performance has declined
-  performance remains the same
- up arrows indicate that high values are better
- down arrows indicate low values are better

Measure	Actual YTD	Target YTD	Target	DoT	Comments
YJ/L/19 % Young people statutory orders who re-offend within 12 mnths (Q) (IP8)	41.40%	50.00%	★	↓✓	
CYP/13 PAM/027 % of children satisfied with their care & support (SSPM, PAM) (A)	88.80%	70.00%	★	↔	Although the percentage for 2017/18 is 88.8% the response rate to the survey was low. There were only 24 out of the 27 children who answered "Yes" to the question I am happy with the care and support I have had.
YJ/L/18 % Young People Out of Court Disposals Re-offend within 12 mnths (Q) (IP8)	20%	30%	★	↓✓	
YJ/L/14 Number of young people sentenced to custody (M) (IP8)	9	25	★	➡	
CYP/27 % of re-registrations of children on local authority Child Protection Registers (SSPM) (M)	3.00%	12.00%	★	↓✓	

Key for measure RAG status

- ★ Green star - on target
- Amber circle - slightly short of target (15% tolerance)
- ▲ Red triangle - off target (over 15% away)
- ? Data missing/ not available
- ! No target set

Direction of Travel - DoT

- ✓ Green tick - performance has improved
- ✗ Red cross - performance has declined
- ➡ performance remains the same
- up arrows indicate that high values are better
- down arrows indicate low values are better

Well-being Objective: To build cohesive and sustainable communities

IP8 Improving outcomes for youth justice

Lead Cabinet Member

■ Cabinet Member for Social Services

Lead Officer


■ Head of Children and Family Services

Overall Judgement

Mar 2018		
Actual	Performance	Comments
Green - Good	★	Steady but positive progress continues, caseloads continue to reduce slowly, something being experienced across Wales, it is hoped that this will give us opportunity to review what we do and how we do it, to improve engagement and support long term desistance.

Actions

Key for Actions
 ★ Green - on track
 ● Amber - Deviation from Plan
 ▲ Red - Action is of concern

	Mar 2018		
	Performance	IP Progress Update	IP Activity Planned
<div>  IP 8.1 Reduction in first time entrants </div>	★	<p>Thematic inspection on out of court disposals published in March 2018. Unfortunately it gives no definitive guidance on what should be the national process for dealing with first time entrants (FTE). Further discussion have taken place at the Gwent Local Criminal Justice Board and agreement in principle that the Gwent Bureau process can be reviewed. Gwent YOS Managers have met and reviewed the document, as a pre-cursor to meeting with partners to request a review of eligibility for Restorative Justice Disposals (RJD's), which would bring Gwent in line with some other local authorities across the country. This meeting is yet to be arranged. Newport completed a audit in relation to how much the FTE number might reduce should we able to amend the policy, and in 2017/18 we could have recued the FTE figure by 33% which equates to a figure of 51.</p> <p>The saga in relation to the discrepancies between PNC FTE and local information continues with no resolution in sight.</p> <p>On balance, whilst Newport retains the highest FTE in Wales. In reality , in comparison with other local authorities across Wales, it's like comparing apples and Pears. As has previously been stated, the YOS continues to robustly monitor all FTE's and ensure diversion wherever possible.</p>	Review of Bureau with partners, with a view to extending the eligibility for RJD's and thus potentially decreasing FTE's included in this discussion will be the possibility of developing diversions for specific offences which sit outside of the criminal justice process (as per examples, cited in recent thematic)

	Mar 2018		
	Performance	IP Progress Update	IP Activity Planned
✓ IP 8.2 Reduction in the use of youth custody	★	Overall continuing trend of the reduction of the use of youth custody, with 33% of young people sentenced in 2017/18 to custody did so as a result of breaching their community orders.	YOS has undertaken desistance training, and is looking at ways we can improve our engagement with young people, thus reducing the potential for breach.
✓ IP 8.3 Access to Education, Training and Employment	★	Performance improved, though this only relates to 3 young people of school age, whose statutory court order came to an end. 2 of the 3 young people had special of educational needs statements, and were children looked after and placed out of area. Education was part of their package. The third young person had his education suspended, as a result of the death of his sibling. As a result national standards were suspended, but when his order resumed the number of hours had increased significantly.	The Education, Training and Employment subgroup continues to meet on a bi monthly basis to discuss all young people not meeting their statutory targets. A new action will be developed for 2018/19 as most of the 2017/18 plan has been achieved.
✓ IP 8.4 Access to timely mental health assessment and treatment	★	Performance continues to be positive.	One young person who turned 18 during her order, could access no service. This case will be escalated to the local management board in relation to identifying ways to overcome barriers whilst transitioning between young person and adult services.
✓ IP 8.5 access to timely assessment and treatment in relation to substance misuse.	★	The YOS Substance Misuse Worker has started delivering some groupwork sessions, these take place as part of a wider group work programme and well perceived by the young people. There are challenges with working some of our young people with more sophisticated drug related behaviours. We continue to look for new ways of engaging these young people.	With NGage, work to increase the resources available to young people.
✓ IP 8.6 Access to appropriate/suitable accommodation	★	Performance continues to be strong in this area. Two young people not in suitable accommodation - one was on remand under a Secure Welfare Order, hence the court deemed this was the most appropriate placement for her, though under counting rules, this is deemed unsuitable according to YJB. The second young person now 18, struggled with independent living, and moved through various different types of accommodation but was unable to sustain them. This young lady was living with mother at the end of mother which was deemed unsuitable for various reasons. The challenge for finding appropriate placements for young people for complex and challenging behaviour continues and this is a national problem.	NCC with independent partners have increased the number of supported living placements, for our more complex young people. The YOS will do everything it can to support young people within these placements.